

SOMETAS[®] France



Tel:400-058-6268

Email: info@villatas.com

WWW.SOMETAS.FR

Version Number: 2025.12.24

WWW.VILLATAS.COM

B Class HOME LIFT

SPLENDOR



SOMETAS[®]
Innovation for Life



Bernard HAUSSERRES

Chief Technical Consultant

50-year experience of elevator
Senior technical expert in France
elevator industry



Patrice Arnoult

SOMETAS CEO

The leader of lift in France.



WE ARE SOMETAS

SOMETAS was founded in 1979 in the southern French city of Valence. For 40 years, SOMETAS has been focusing on elevator development and design, growing into a leading elevator manufacturer in Europe.

Adhere to meet client's needs as the mission, from standard to customization, with strong research and development innovation ability, SOMETAS provides customers with professional customized solutions.

S P L E N D O R

Masterful Craftsmanship, the Epitome of Premium Living

All-round services. Beyond your expectations.





Wall-mounted installation



Standard

Premium



Control cabinet

- Flexible installation
- Only 70mm in thickness
- Real-time status feedback: Blue (Normal); Red (Fault/Inspection)
- One-click start/stop button



Floor placement installation



Concealed control cabinet

- Installed in the hoistway to save installation space
- Separate inspection box recessed in wall, easy to operate



Main unit: French SOMETAS

- Stable performance, low noise
- Low power, low energy consumption, and energy-saving
- Light weight, compact size, and space-saving for installation
- Strong compatibility, high reliability, and maintenance-free



Belt

- Brand: MEGADYNE
- Low noise, high transmission efficiency
- High flexibility, reducing vibration during elevator operation
- Easy maintenance, no oil contamination

SOMETAS DOOR SYSTEM

Originated from French Brand SLYCMA, 50 years old history, which is specialized for customized product. In the 1980s, Slycma already passed the millions of tests then release the products to the market.

Easy installation
Stable performance
Quiet and comfortable

In 2020, SLYCMA Strongly enter into China, supplying VILLATAS full rang French high quality products: the most advanced auto-folding door, automatic swing door and automatic door and etc.





i-Nest system

Monitor your private lift

- Check the running status
- Check the lift information
- Check the fault record



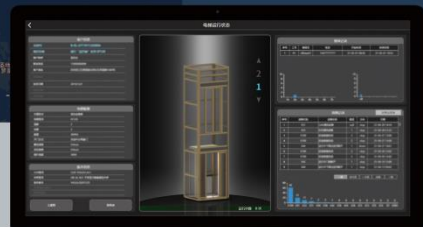
i-Map system



- Check the lift map
- Check the lift running status
- Check the fault record
- Speed feedback for lift fault

i-Map system

Better service for your customer





LOP


- Only 10mm in thickness
- Wall-mounted installation



HB-GL-A31



HB-GL-B31



HB-GL-A32



HB-GL-B32

COP




COP-CH-S11
(Classic Button)



COP-CH-S12
(Crystal button)

Bright chrome + diamond inlay
Light effect: White (standby), pink-purple (touched)





COP

Intelligent touch screen

Oversized smart touch screen with rich functions, adjustable ambient backlight, standard Carry all - available in external or built-in installation.

Adjustable ambient lighting

Ultra-HD touch screen

Carry all

All-in-one control: Elevator call, light/ventilation adjustment, emergency self-rescue, one-touch call, and door buttons

Emergency self-rescue function


1. Activate one-touch call for rescue.
2. Use self-rescue button to re-level.



DOOR PANELS COLLECTION



V-STST01



V-STST06




V-STST07



V-STST12



V-STST31



V-STST32



V-STST39



V-STST40



VW206

Ceiling: Ceil10-V1
Front Panel: V-Stst01
Car Panel: VP031
Floor: VStone01



Scan it for view



VW207

Ceiling: Ceil10-V1
Front Panel: V-Stst01
Car Panel: VP032
Floor: VStone01



Scan it for view



VW217

Ceiling: Ceil10-V1
Front Panel: V-Stst01
Car Panel: TB17
Floor: VStone01



Scan it for view



VW221

Ceiling: Ceil10-V1
Front Panel: V-Stst01
Car Panel: VP039
Floor: VStone01



Scan it for view



MT01

Ceiling: BCell-ST01

Rear Panel: V-Stst01

Car Panel: V-Stst01

Floor: Vstone01



Scan it for view



MT02

Ceiling: BCell-ST02

Rear Panel: V-Stst06

Car Panel: V-Stst06

Floor: Vstone01



Scan it for view



CS01

Ceiling: BCeil-ST03

Rear Panel: AG01

Car Panel: V-Stst06

Floor: Vstone01



Scan it for view

DIY

You can customize the background what you favor

CS02

Ceiling: BCeil-ST03

Rear Panel: AG02

Car Panel: V-Stst06

Floor: Vstone01



Scan it for view



DIY

You can customize the background what you favor





WE01

Ceiling: BCell-ST03

Rear Panel: TB06

Car Panel: V-Stst06

Floor: Vstone01



Scan it for view



WE02

Ceiling: BCell-ST03

Rear Panel: TB07

Car Panel: V-Stst06

Floor: Vstone01



Scan it for view



FTA01

Ceiling: BCeil-ST03
 Rear Panel: TB04+Alcantara05
 Car Panel: V-Stst06
 Floor: Vstone01



Scan it for view

DIY

You can customize the background what you favor

FTA03

Ceiling: BCeil-ST03
 Rear Panel: TB04+Alcantara07
 Car Panel: V-Stst06
 Floor: Vstone01



Scan it for view



DIY

You can customize the background what you favor





GRACE01

Ceiling: BCell-LT01

Rear Panel: Leather01

Car Panel: V-Stst07

Floor: Vstone01



Scan it for view



STR01

Ceiling: Vcell06-V1

Front Panel: V-Stst23

Car Panel: TB25

Floor: Vstone01



Scan it for view





VBL01

Ceiling: Fcell04-V3
Front Panel: V-Stst24
Side Panel: TB18+TB35
Rear Panel: TB24+TB35
Floor: Vstone01



Scan it for view




VBL02

Ceiling: Fcell04-V3
Front Panel: V-Stst24
Side Panel: TB18+TB36
Rear Panel: TB28+TB36
Floor: Vstone01



Scan it for view



VMS007

Ceiling: Cell12-V1
Front Panel: V-Stst01
Side Panel: TB07
Rear Panel: TB07+White wood veneer+Mirror
Floor: Vstone01



Scan it for view



VMS021

Ceiling: Cell12-V1
Front Panel: V-Stst23
Side Panel: TB21
Rear Panel: TB07+White wood veneer+Mirror
Floor: Vstone01



Scan it for view

FLOOR

● PVC Floor (Suitable for all size)



PVC001



PVC002

● Stone Floor (Suitable for all size)



VStone01




VStone02




VStone08



VStone09



VStone10



VStone11

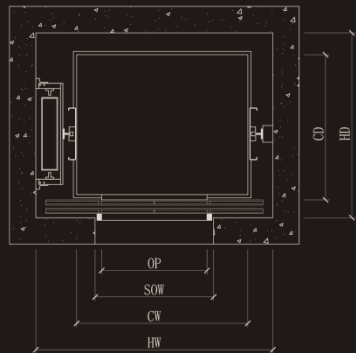


VStone12

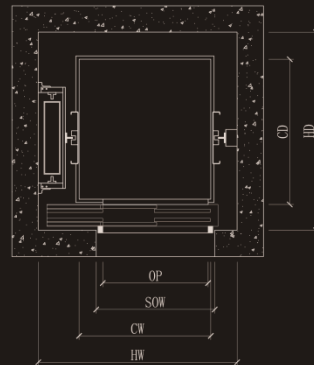


SPECIFICATION

- Center opening BC120



- Side opening BC130



Model	BC120													BC130																
Shaft type	Concrete																													
Opening type	Center opening													Side opening																
NO.	1	2	3	4	5	6	7	8	9	10	11	12	13	14	15	16	17	18	19	20	21	22	23	24						
Person	4-5						4-5	5-6						3-4	4-5															
Area(m ²)	L						L	XL						M	L															
	0.9-1.2							1.2-1.6						0.7-0.9	0.9-1.2															
Operating speed(m/s)	0.4&0.63&1.0																													
Load(KG)	320						400						250	320																
Car width(CW)	1000				1100		1200				1300					800	900				1000				1100					
Car depth(CD)	900	1000	1100	1200	900	1000	900	1000	1100	1200	1000	1100	1200	900	900	1000	1100	1200	900	1000	1100	1200	900	1000	1100	1200				
Car high(CH)	2200 (High:2100)																													
Door opening width(OP)	700				700		800				800					650	700				800									
Door opening height(OPH)	2000																													
Overhead(OH) Counterweight side-mounted	2900 (0.4m/s&0.63m/s) / 3000 (1.0m/s)																													
Overhead(OH) Counterweight rear-mounted	3000 (0.4m/s&0.63m/s) / 3100 (1.0m/s)																													
Counterweight side-mounted	Shaft width (HW)				1500		1600		1700				1800					1300	1400				1500				1600			
	Shaft depth (HD)				1120	1220	1320	1420	1120	1220	1120	1220	1320	1420	1220	1320	1420	1180	1180	1280	1380	1480	1180	1280	1380	1480	1180	1280		
Counterweight rear-mounted	Shaft width (HW)				1470				1470				1670				1670				1260	1300				1450				1460
	Shaft depth (HD)				1300	1400	1500	1600	1300	1400	1300	1400	1500	1600	1400	1500	1600	1360	1360	1460	1560	1660	1360	1460	1560	1660	1360	1460		
Pit(S)	200 (0.4m/s&0.63m/s) / 350 (1.0m/s)																													

Note: All unlabeled dimensions are in millimeters